

Short communication

Facile one-pot synthesis of glycidol from glycerol and dimethyl carbonate catalyzed by tetraethylammonium amino acid ionic liquids

Yan Zhou, Fan Ouyang, Zhi-Bin Song^{*}, Zhen Yang, Duan-Jian Tao^{*}

Center of Analysis and Testing, College of Chemistry and Chemical Engineering, Jiangxi Normal University, Nanchang 330022, PR China

ARTICLE INFO

Article history:

Received 31 January 2015

Received in revised form 11 March 2015

Accepted 12 March 2015

Available online 13 March 2015

Keywords:

Ionic liquids

Glycidol

Glycerol

Dimethyl carbonate

One-pot synthesis

ABSTRACT

Four tetraethylammonium amino acid ionic liquids (TAAILs) were prepared and used as catalysts for facile one-pot synthesis of glycidol from glycerol and dimethyl carbonate. The results indicate that tetraethylammonium pipercolinate ($[N_{2222}][\text{Pipe}]$) exhibits the best catalytic activity compared with other three TAAILs, and catalyzes the reaction to reach a glycerol conversion of 96% and a glycidol yield of 79% under optimum conditions. Moreover, DFT calculated results further manifest that such excellent performance originates from the carboxyl group in $[N_{2222}][\text{Pipe}]$, which enables $[N_{2222}][\text{Pipe}]$ to activate the substrates effectively.

© 2015 Elsevier B.V. All rights reserved.

1. Introduction

Concerning about fossil fuel consumption and exhaustion, the demand for the biomass-derived biodiesel is increasing globally in the last decades, which makes by-product glycerol available in huge amounts at decreasing prices. Therefore, the conversion of glycerol to various commodity chemicals, such as dehydration to acrolein, hydrogenolysis to 1,2-propanediol, and gasification to syngas has attracted considerable attention recently [1–4]. Among various derivatives of glycerol, glycidol is one of the most attractive and valuable chemical intermediates. Indeed, glycidol can be widely used in the fields of pharmaceuticals, cosmetics, detergents, demulsifiers, dye leveling agents, etc. [5,6].

Generally, the industrial production of glycidol involves two environmentally unfriendly routes (Scheme 1a) [7]. One is the epoxidation of allyl alcohol using hydrogen peroxide in the presence of tungsten or vanadium homogeneous catalyst. Another method is through the reaction of epichlorohydrin under alkaline conditions. However, both these two processes have several inherent drawbacks, including high production cost, a large amount of waste liquid and chloride salt, and serious equipment corrosion. In order to overcome the above issues, using dimethyl carbonate (DMC) as a raw material to produce glycidol has recently attracted significant attention. As well known, DMC is an environmentally friendly chemical intermediate because of its low toxicity, low bioaccumulation and high biodegradability [8]. Thus, the synthesis

of glycidol through glycerol and DMC is considered to be an attractive green and sustainable chemical process.

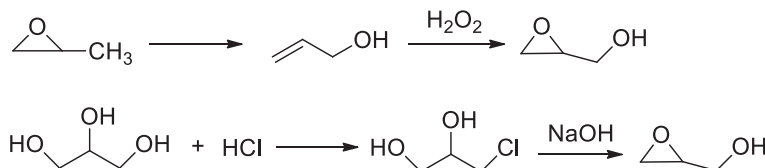
As shown in Scheme 1b, the two-step protocol for the preparation of glycidol includes the formation of glycerol carbonate followed by its decarboxylation. So far, there are a few research groups concentrating on glycerol carbonate and glycidol [9–16]. Malkemus et al. [9] were the first to patent the synthesis of glycidol through decarboxylation of glycerol carbonate using metal salts as catalysts. Later, Choi et al. [12] and Bolívar-Díaz [13] obtained glycidol through glycerol carbonate using [BMIm]-based ionic liquids and metallic oxide modified ZSM-5 zeolite as catalysts, respectively. Despite the excellent yields and selectivities, there has been little attention paid to the one-pot synthesis of glycidol directly from glycerol and DMC [17–20]. Kelkar et al. [17] reported their pioneering work on the one-pot synthesis of glycidol using tetramethylammonium hydroxide as catalyst. However, this catalyst has some inherent drawbacks such as poor thermal ability and difficult reusability. Li et al. [18] investigated that NaAlO_2 induced a glycidol yield of 76% in the one-pot synthesis of glycidol. Unfortunately, an inevitable disadvantage is that the utilization of NaAlO_2 must be performed under rigorously anhydrous conditions due to its nature of easy hydrolysis. Therefore, there is still an urgent need to develop excellently stable, highly efficient, and easily reusable catalysts for the facile one-pot synthesis of glycidol.

In recent years, amino acid ionic liquids have attracted much attention owing to their cheap cost and environment-friendly characteristics [21,22]. Because of their certain basicities, they could provide a potential application in the one-pot synthesis of glycidol. Herein, we prepared a series of tetraethylammonium amino acid ionic liquids (TAAILs). Their

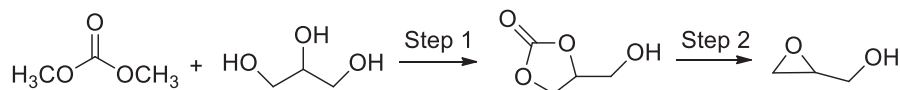
^{*} Corresponding authors.

E-mail addresses: zbsong@jxnu.edu.cn (Z.-B. Song), djtao@jxnu.edu.cn (D.-J. Tao).

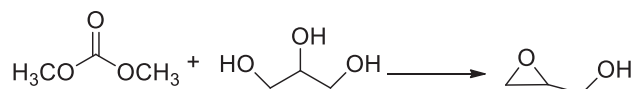
(a) Industrial processes



(b) Two-step



(c) One-pot



Scheme 1. Various routes for the synthesis of glycidol.

catalytic behavior in the one-pot synthesis of glycidol from glycerol and DMC was investigated systematically.

2. Experimental

2.1. Materials

Tetraethylammonium hydroxide (25 wt.% aqueous solution) was purchased from Aldrich Chemical Reagent Co. Ltd. Other reagents such as amino acid, glycerol, and DMC were of analytical grade and used without any further purification.

2.2. Preparation and characterization of TAAILs

Four TAAILs composed of different anions, [N₂₂₂₂][Pipe], [N₂₂₂₂][Pro], [N₂₂₂₂][H-pyr], and [N₂₂₂₂][Thio] (Fig. 1) were synthesized via the simple neutralization reaction. The detailed preparation methods and characterization results of these TAAILs were then listed in the Supplementary data.

2.3. Catalytic test

In a typical procedure, glycerol (20 mmol), DMC (40 mmol) and 3 wt.% of catalyst (0.16 g) were added into a round-bottomed flask (25 ml) equipped with a magnetic stirrer and condenser. Then, the reaction mixture was stirred at 130 °C for 2 h. Samples were taken from the reactor at regular intervals. Qualitative analyses of products were examined by a Thermo Trace 1300 GC-ISQ, and quantitative analyses were carried out by a GC-FID (Agilent 7890B). A capillary column HP-5 (30 m × 0.32 mm × 1 μm) was used to determine the composition of the samples using tetraethylene glycol as an internal standard with nitrogen as the carrier gas at a flow rate of 1.5 mL/min. The temperature of the column, the inlet and the detector were kept at 250, 270, and 300 °C, respectively. The calculation methods of glycerol conversion,

glycidol selectivity and glycidol yield were then given in the Supplementary data. After the reaction was completed, the mixture was extracted with deionized water, and the aqueous phase containing TAAILs could be separated by simple decantation. The catalyst TAAILs was thus recovered and reused in the next run.

3. Results and discussion

3.1. Catalytic performance

The one-pot synthesis of glycidol from glycerol and DMC was studied in the presence of various TAAILs and other base catalysts. As seen from Table 1, the catalyst TAAILs display various catalytic performances, and the sequence is [N₂₂₂₂][Pipe] > [N₂₂₂₂][Pro] > [N₂₂₂₂][Thio] > [N₂₂₂₂][H-Pyr] (Entries 1–4). Among these four TAAIL catalysts, [N₂₂₂₂][Pipe] catalyzes the reaction to lead to the highest conversion of glycerol (96%) and selectivity in glycidol (82%). To gain insight into this catalytic process, we calculated the natural bond orbital (NBO) charges of the oxygen atoms of the carboxylate group in the four TAAILs (Computational methods was shown in the Supplementary data). The results are summarized in Fig. 2 and reveal that the sequence of the quantity of negative charges on oxygen atom in these TAAILs matches well with the order of their catalytic performance. In another word, TAAIL possessing more negative charges on oxygen atom shows a relatively high catalytic activity. Compared with [N₂₂₂₂][Pro], the poor catalytic performance of [N₂₂₂₂][Thio] and [N₂₂₂₂][H-Pyr] is ascribed to the less negative charges on oxygen atom with the result of the electron withdrawing effect of sulfur atom and carbonyl group, respectively. This implies that more negative charges concentrated on oxygen atom in TAAIL could activate glycerol and glycerol carbonate easily, and catalyze this one-pot reaction to obtain higher glycidol yield.

For comparison, the use of Amberlite-IR A400 resin leads to a low selectivity in glycidol (Entry 5). A low yield of glycidol is also obtained

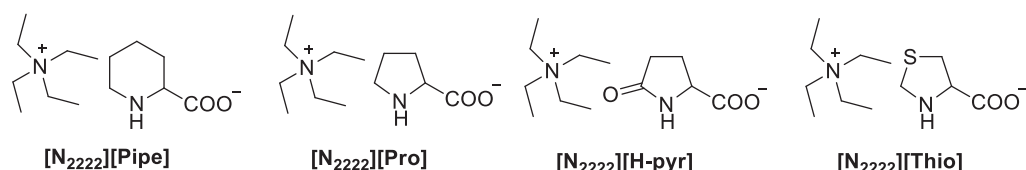


Fig. 1. Structures of four TAAILs.

Table 1
Catalyst screening for one-pot synthesis of glycidol.^a

Entry	Catalyst	GL conversion (%)	Selectivity (%)	
			GD	GC
1	[N ₂₂₂₂][Pipe]	96	82	18
2	[N ₂₂₂₂][Pro]	94	68	32
3	[N ₂₂₂₂][H-pyr]	12	25	75
4	[N ₂₂₂₂][Thio]	11	10	90
5	Amberlite-IRA400	87	52	48
6	Sodium prolininate	86	50	50
7	[N ₂₂₂₂][Ace]	88	58	42
8 ^b	NaAlO ₂	95	81	19
9 ^c	NaAlO ₂	85	45	55
10 ^c	[N ₂₂₂₂][Pipe]	94	81	19

^a Reaction conditions: catalyst (3 wt.%), glycerol (20 mmol), DMC (40 mmol), 130 °C, 2 h. Glycerol (GL), glycidol (GD), glycerol carbonate (GC).

^b The results were taken from ref. [18].

^c Adding 1 wt.% water (based on the amount of glycerol and DMC).

using sodium prolininate as catalysts (Entry 6). This may arise from its inorganic nature which makes it difficult to be soluble in the reactive system and decreases the opportunity for contacting with the reactants. Subsequently, the catalytic performance of another ionic liquid catalyst tetraethylammonium acetate ([N₂₂₂₂][Ace]) shows that compared with [N₂₂₂₂][Pipe], [N₂₂₂₂][Ace] induces a relatively low glycerol conversion and glycidol selectivity under the same reaction condition (Entry 7). Moreover, it has been reported that the catalysis with NaAlO₂ leads to a glycerol conversion of 95% and glycidol selectivity of 81% (Entry 8) [18]. However, when the experiments with such system containing 1 wt.% water were performed, the catalytic activity of NaAlO₂ decreases significantly and the selectivity of glycidol dropped to 45% (Entry 9). To the contrary, [N₂₂₂₂][Pipe] still maintains a high catalytic activity in the presence of 1 wt.% water (Entry 10). This confirms that NaAlO₂ is easily hydrolyzed and reduces its catalytic performance significantly in the presence of water. [N₂₂₂₂][Pipe] is considered to be an excellent catalyst for the one-pot synthesis of glycidol, whatever the reaction mixture has little or no water.

3.2. Effect of reaction conditions

Effect of reaction parameters such as temperature, catalyst loading, reaction time, and DMC to glycerol molar ratio on the activity and selectivity was investigated (Fig. 3). It can be seen that glycerol conversion and glycidol selectivity increase rapidly with increasing the temperature from 90 to 130 °C (Fig. 3a). However, with further raising the temperature, glycerol conversion and glycidol yield doesn't change much. Consequently the optimized reaction temperature was set at 130 °C. Fig. 3b shows that glycerol conversion and glycidol selectivity increase with catalyst amount obviously and change a little beyond 3 wt.%. It is also seen from Fig. 3c that glycidol yield and selectivity improve substantially by prolonging reaction time up to 2 h. The reaction times of 3 h and 4 h do not induce higher glycerol conversion and glycidol yield. Fig. 3d shows that excess DMC is beneficial to the formation of glycidol. The DMC to glycerol molar ratio of 2:1 induces glycerol conversion of 96% and glycidol yield of 79%. However, the obtained values of glycerol conversion and glycidol yield in the molar ratio of 3:1 and 4:1 change little compared with the ratio of 2:1, indicating that a large excess of DMC is not necessary. A suitable DMC to glycerol molar ratio is suggested to be 2:1. Therefore, the above results demonstrate that it is hard to get a complete reaction because of the chemical equilibrium and a plateau is usually observed under various reaction conditions. This phenomenon is in good agreement with those reported in literatures [18,19]. The optimal reaction parameters thus can be set as: temperature of 130 °C, reaction time of 2 h, DMC to glycerol molar ratio of 2:1, and catalyst loading of 3 wt.%.

3.3. Plausible reaction mechanism

On the basis of the above-mentioned results and the previous literatures [23–25], we propose a plausible reaction path for the formation of glycidol (Fig. 4). Firstly, the C=O bond of DMC and the O–H bond of glycerol can be activated by secondary amine group and carboxylate group in [N₂₂₂₂][Pipe], respectively, resulting in an active state of DMC and glycerol with the formation of (N–H...O) hydrogen bond and

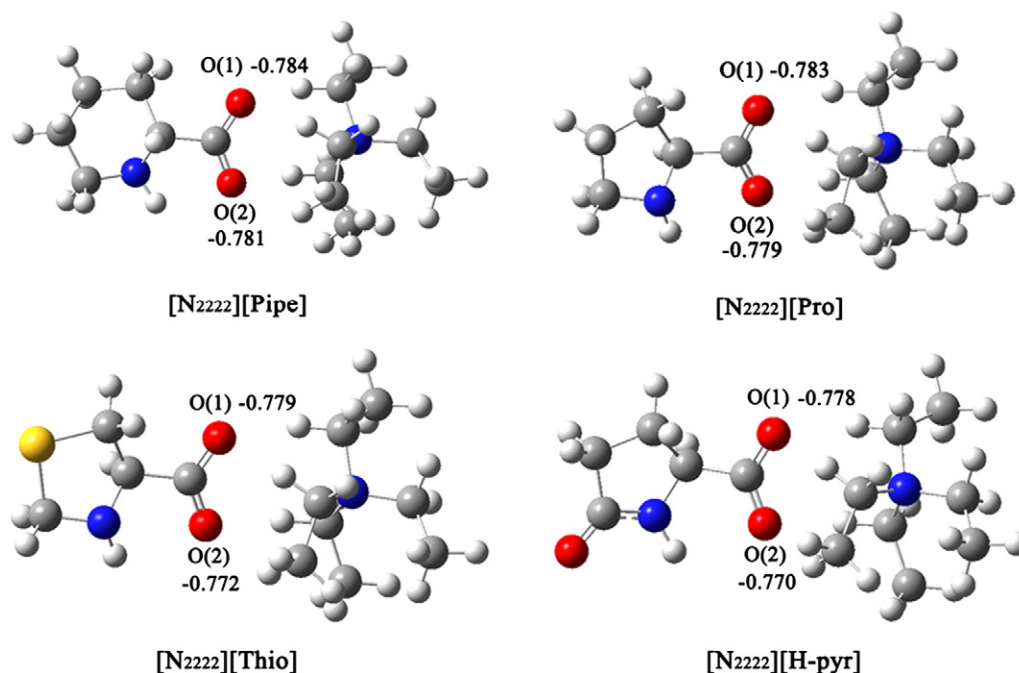


Fig. 2. NBO charges of the oxygen atom in carboxyl for four TAAILs.

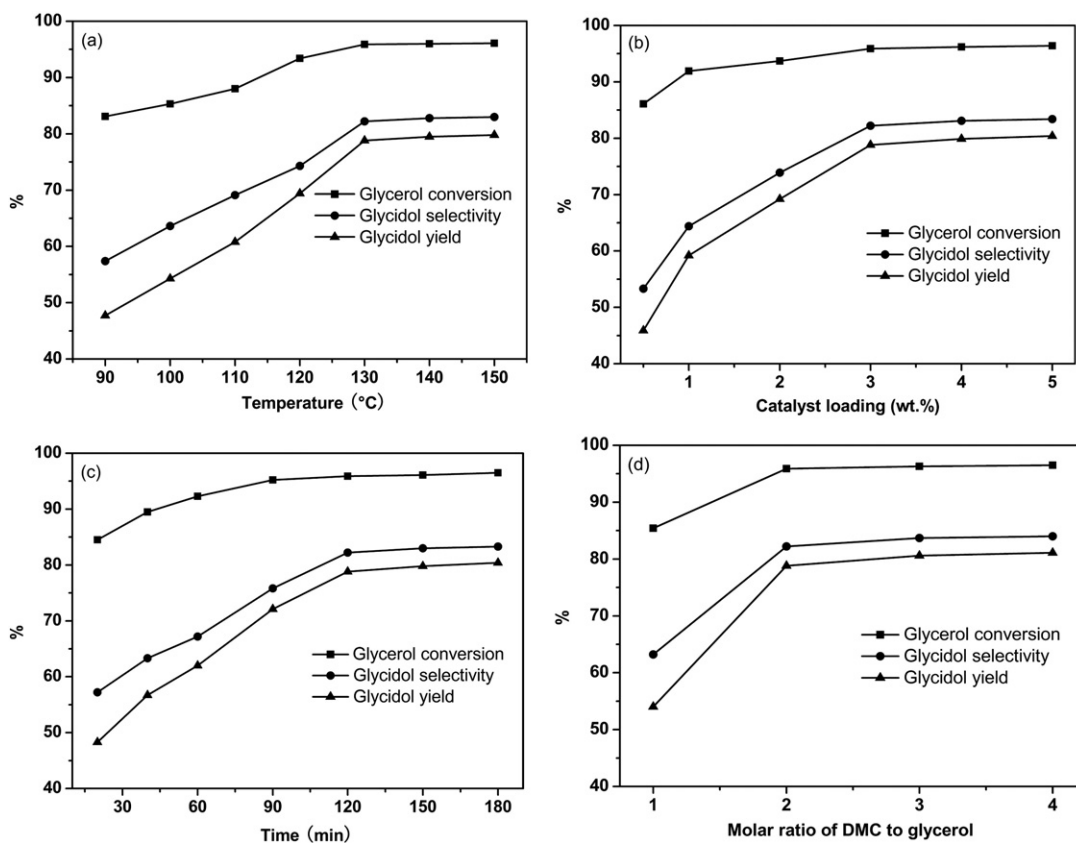


Fig. 3. (a) Effect of reaction temperature, (b) catalyst loading, (c) reaction time, (d) molar ratio on the reaction. Typical reaction conditions: 20 mmol glycerol, 40 mmol DMC, 3 wt.% of $[N_{2222}][\text{Pipe}]$, 130 °C, 2 h.

(O–H...O) hydrogen bond. Subsequently, activated glycerol makes nucleophilic attack to the carbonyl-carbon atom of DMC to form a dialkyl carbonate intermediate and methanol. After that, dialkyl carbonate continues to interact with $[N_{2222}][\text{Pipe}]$ and makes an intramolecular

nucleophilic attack to give glycerol carbonate. Furthermore, the carboxylate group of $[\text{Pipe}]^-$ reacts with the substituted sp^3 hybridized alkylene carbon of glycerol carbonate to form a ring opening intermediate. An intramolecular nucleophilic substitution reaction then occurs,

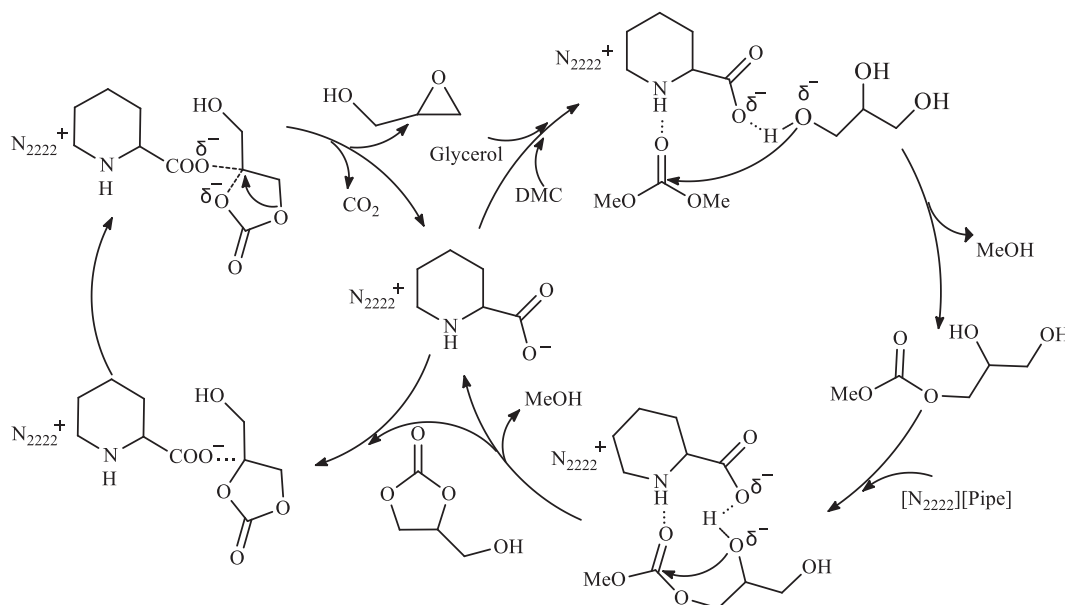


Fig. 4. The plausible reaction mechanism for one-pot synthesis of glycidol from glycerol and dimethyl carbonate.

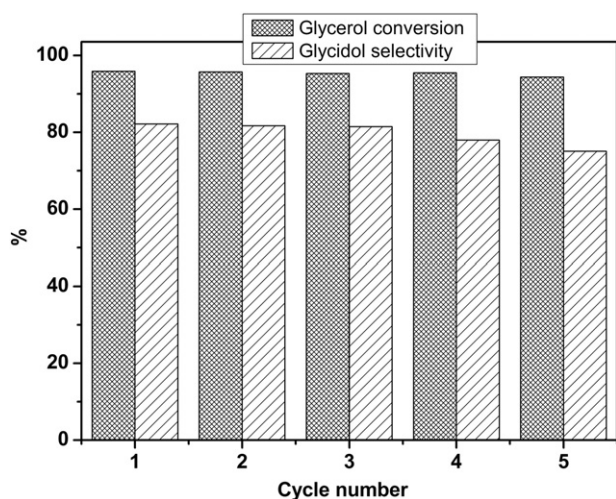


Fig. 5. The recycle test of [N₂₂₂₂][Pipe] catalyst.

leading to the ring opened intermediate that undergoes decarboxylation and thus releases CO₂. Consequently, the product glycidol is formed and the catalyst [N₂₂₂₂][Pipe] is regenerated.

3.4. Evaluation of catalyst stability

The recyclability of [N₂₂₂₂][Pipe] was examined in five consecutive batch runs and is shown in Fig. 5. The results indicate that a slight loss of the selectivity of glycidol is observed after five recycles but the conversion of glycerol is maintained at 96%. The decrease of selectivity might be partly attributed to a gradual physical loss of the catalysts during the recycling procedure. In general, the catalyst [N₂₂₂₂][Pipe] for one-pot synthesis glycidol is stable enough to be recycled.

4. Conclusions

Four TAAIs were synthesized, characterized, and used as catalysts for facile one-pot synthesis of glycidol from DMC and glycerol. Compared with other three TAAIs, [N₂₂₂₂][Pipe] exhibits remarkable catalytic performance with glycerol conversion of 96% and glycidol selectivity of 82%. The optimal reaction parameters were found to be: temperature of 130 °C, reaction time of 2 h, DMC to glycerol molar ratio of 2:1, and catalyst loading of 3 wt.%. DFT calculations further manifest that [N₂₂₂₂][Pipe] possessing more negative charge concentrated on the carboxylate group could activate glycerol carbonate well and result in higher yield of glycidol.

Acknowledgments

This work is supported by the National Natural Science Foundation of China (Nos. 21206063, 21306070), the Department of Education and the Department of Science and Technology of Jiangxi Province (Nos. GJJ14239, GJJ13214, 20123BBE50081, 20132BDH80003), and the Sponsored Program for Cultivating Youths of Outstanding Ability in Jiangxi Normal University.

Appendix A. Supplementary data

Supplementary data to this article can be found online at <http://dx.doi.org/10.1016/j.catcom.2015.03.011>.

References

- [1] M.A. Dasari, P.P. Kiatsimkul, W.R. Sutterlin, G.J. Suppes, *Appl. Catal. A* 281 (2005) 225–231.
- [2] S.J. Yoon, Y.C. Choi, Y.I. Son, S.H. Lee, J.G. Lee, *Bioresour. Technol.* 101 (2010) 1227–1232.
- [3] W. Choi, M. Hartono, W. Chan, S. Yeo, *Appl. Microbiol. Biotechnol.* 89 (2011) 1255–1264.
- [4] A. Konaka, T. Tago, T. Yoshikawa, A. Nakamura, T. Masuda, *Appl. Catal. B Environ.* 146 (2014) 267–273.
- [5] P. Wu, T. Tatsumi, *J. Catal.* 214 (2003) 317–326.
- [6] Y. Zheng, X. Chen, Y. Shen, *Chem. Rev.* 108 (2008) 5253–5277.
- [7] R.M. Hanson, *Chem. Rev.* 91 (1991) 437–475.
- [8] P. Tundo, F. Aricò, A.E. Rosamilia, S. Grego, L. Rossi, *Green Chemical Reactions*, Springer, Netherlands, 2008, 213–232.
- [9] Malkemus, J.D., Currier, V.A., US28516413 (1958).
- [10] S.C. Kim, Y.H. Kim, H. Lee, D.Y. Yoon, B.K. Song, *J. Mol. Catal. B Enzym.* 49 (2007) 75–78.
- [11] P.U. Naik, L. Petitjean, K. Refes, M. Picquet, L. Plasseraud, *Adv. Synth. Catal.* 351 (2009) 1753–1756.
- [12] J.S. Choi, F.S.H. Simanjuntaka, J.Y. Oh, K.I. Lee, M. Cheong, H.S. Kim, H. Lee, *J. Catal.* 297 (2013) 248–255.
- [13] C.L. Bolivar-Diaz, V. Calvino-Casilda, F. Rubio-Marcos, J.F. Fernandez, M.A. Banares, *Appl. Catal. B Environ.* 129 (2013) 575–579.
- [14] P. Lu, H. Wang, K. Hu, *Chem. Eng. J.* 228 (2013) 147–154.
- [15] P. Liu, M. Derchi, E.J.M. Hensen, *Appl. Catal. B Environ.* 144 (2014) 135–143.
- [16] M.K. Munshi, S.M. Gade, M.V. Mane, D. Mishra, S. Pal, K. Vanka, V.H. Rane, A.A. Kelkar, *J. Mol. Catal. A Chem.* 391 (2014) 144–149.
- [17] S.K. Gade, M.K. Munshi, B.M. Chherawalla, V.H. Rane, A.A. Kelkar, *Catal. Commun.* 27 (2012) 184–188.
- [18] R. Bai, H. Zhang, F. Mei, S. Wang, T. Li, Y. Gu, G. Li, *Green Chem.* 15 (2013) 2929–2934.
- [19] Y.T. Algoufi, U.G. Akpan, M. Asif, B.H. Hameed, *Appl. Catal. A Gen.* 487 (2014) 181–188.
- [20] M.K. Munshi, S.M. Gade, V.H. Rane, A.A. Kelkar, *RSC Adv.* 4 (2014) 32127–32133.
- [21] K. Fukumoto, M. Yoshizawa, H. Ohno, *J. Am. Chem. Soc.* 127 (2005) 2398–2399.
- [22] J.L. McDonald, R.E. Sykora, P. Hixon, A. Mirjafari, J.H. Davis Jr., *Environ. Chem. Lett.* 12 (2014) 201–208.
- [23] R. Bai, Y. Wang, S. Wang, F. Mei, T. Li, G. Li, *Fuel Process. Technol.* 106 (2013) 209–214.
- [24] B. Hervert, P.D. McCarthy, H. Palencia, *Tetrahedron Lett.* 55 (2014) 133–136.
- [25] D.J. Darensbourg, A.D. Yeung, *Green Chem.* 16 (2014) 247–252.